

TRAK[®] Analysis

Prepared for:

John Smith

March 2008

Gap Analysis Report

Client Data and Calculation Overview

Client's Name:

Client Data

Personal

Date of Birth: 8/15/1957
Current Age: 49.8
Spouse's DOB: 4/21/1960
Spouse's Age: 47.13

Retirement

Age To Retire: 65
End of Month To Retire: July
Retirement Age: 65.96
Retirement Date: 7/31/2023

Income

Income per Paycheck: \$3,120.00
Pay per Year: 12
Average raises: 0.00 %
Check Number for Raise: N/A

Social Security

Start Method: Specified age
Manual Start Age: 65.00
Calculation Method: Calculate
Manual Monthly Value: N/A
Calculated Starting Age: 65.96

Retirement Plan Data

Retirement Plan: 401(k) - Custom
Date Entered Plan: 1/1/1990
Pre-Retire Rate: 10.00 %
Current Balance: \$10,300
EE Elective %: 5.00 %
Payout Method: Use funds as needed
Retirement Rate: 0.0000%

Interest Rates on Additional Savings

Pre-Retirement Interest:
Post-Retirement Interest:

General Calculations

	<u>Today</u>	<u>At Retirement</u>
Age:	49.82	65.96
Spouse's Age:	47.13	63.27
Life Expectancy:	35.09	21.00
Spouse's Life Expectancy:	37.00	22.70
Years of Service:	17.44	33.58
Date:	6/11/2007	7/31/2023
Years Until Retirement:	16.14	
Months Before Starting Savings:	12	

These figures are estimates only and are based on information provided by you and do not represent guaranteed returns or retirement benefits by your retirement system, social security, or other sources. These figures do not take into consideration taxes due on the amounts received and that minimum distribution rules applicable to TSAs, IRAs, and other qualified plans may apply. You should consult with your tax advisor to determine the impact taxes and minimum distribution rules may have on your particular situation. You should contact your Retirement System benefits office for an official projection of your pension income and all available income options.

Gap Analysis Report

Client Data and Calculation Overview

Client's Name:

Spouse Data

Personal

Date of Birth: 4/21/1960
Current Age: 47.1
 Spouse's DOB: 8/15/1957
Spouse's Age: 49.82

Retirement

Age To Retire: 65
 End of Month To Retire: April
Retirement Age: 65.02
Retirement Date: 4/30/2025

Income

Income per Paycheck: \$2,000.00
 Pay per Year: 12
 Average raises: 0.00 %
 Check Number for Raise: N/A

Social Security

Start Method: Specified age
 Manual Start Age: 65.00
 Calculation Method: Calculate
 Manual Monthly Value: N/A
Calculated Starting Age: 65.02

Retirement Plan Data

Retirement Plan: 401(k) - Custom
 Date Entered Plan: 1/1/1990
 Pre-Retire Rate: 0.00 %
 Current Balance: \$0
 EE Elective %: 0.00 %
 Payout Method: Use funds as needed
 Retirement Rate: 0.0000%

Interest Rates on Additional Savings

Pre-Retirement Interest:
 Post-Retirement Interest:

General Calculations

	<u>Today</u>	<u>At Retirement</u>
Age:	47.13	65.02
Spouse's Age:	49.82	67.71
Life Expectancy:	37.00	21.00
Spouse's Life Expectancy:	35.09	19.39
Years of Service:	17.44	35.33
Date:	6/11/2007	4/30/2025
Years Until Retirement:	17.89	
Months Before Starting Savings:	12	

Retirement Investments

These figures are estimates only and are based on information provided by you and do not represent guaranteed returns or retirement benefits by your retirement system, social security, or other sources. These figures do not take into consideration taxes due on the amounts received and that minimum distribution rules applicable to TSAs, IRAs, and other qualified plans may apply. You should consult with your tax advisor to determine the impact taxes and minimum distribution rules may have on your particular situation. You should contact your Retirement System benefits office for an official projection of your pension income and all available income options.

Gap Analysis Report

Client Data and Calculation Overview

Client's Name:

Retirement Investments (continued)

Name: IRA

Owner:	Client	Distribution	
Balance:	\$2,200	Method:	Use funds as needed
Type:	Qualified	Rate of Return:	6.0000%
Deposits		Payout Percent:	N/A
Type:	Dollar	Start Method:	At Retirement
Per Year:	0	Start Value:	N/A
Initial Value:	\$0.00	Start Date:	7/31/2023
Annual Increase:	0.00 %	Calculated Values	
Pre-Retire Interest Rate:	8.00 %	Value at Retirement:	\$7,290
		Average Monthly Payout:	\$47

Name: IRA

Owner:	Client	Distribution	
Balance:	\$3,000	Method:	Use funds as needed
Type:	Qualified	Rate of Return:	6.0000%
Deposits		Payout Percent:	N/A
Type:	Dollar	Start Method:	At Retirement
Per Year:	0	Start Value:	N/A
Initial Value:	\$0.00	Start Date:	7/31/2023
Annual Increase:	0.00 %	Calculated Values	
Pre-Retire Interest Rate:	8.00 %	Value at Retirement:	\$9,941
		Average Monthly Payout:	\$65

Name: Kroeger

Owner:	Client	Distribution	
Balance:	\$5,000	Method:	Use funds as needed
Type:	Non-Qualified	Rate of Return:	6.0000%
Deposits		Payout Percent:	N/A
Type:	Dollar	Start Method:	At Retirement
Per Year:	0	Start Value:	N/A
Initial Value:	\$0.00	Start Date:	7/31/2023
Annual Increase:	0.00 %	Calculated Values	
Pre-Retire Interest Rate:	8.00 %	Value at Retirement:	\$16,568
		Average Monthly Payout:	\$120

Totals for Savings Accounts

Current Balances:	\$10,200
Retirement Account Balances:	\$33,800
Average Retirement Monthly Income:	\$232

Retirement Income

General

Expected average inflation during retirement:	2.00 %
Minimum cash balance at life expectancy:	0

Income

Method for calculating income needed during retirement:	Perent of Income
---	------------------

These figures are estimates only and are based on information provided by you and do not represent guaranteed returns or retirement benefits by your retirement system, social security, or other sources. These figures do not take into consideration taxes due on the amounts received and that minimum distribution rules applicable to TSAs, IRAs, and other qualified plans may apply. You should consult with your tax advisor to determine the impact taxes and minimum distribution rules may have on your particular situation. You should contact your Retirement System benefits office for an official projection of your pension income and all available income options.

Gap Analysis Report

Client Data and Calculation Overview

Client's Name:

Percent of income needed in retirement during the various time periods.

First retirement: 90.00 %

Both retired: 90.00 %

Survivor: 80.00 %

Client Calculations

Retirement Account Balances

Balance at Retirement: \$177,252.55

Average Monthly Payout: \$649

Spouse Calculations

Retirement Account Balances

Balance at Retirement: \$0.00

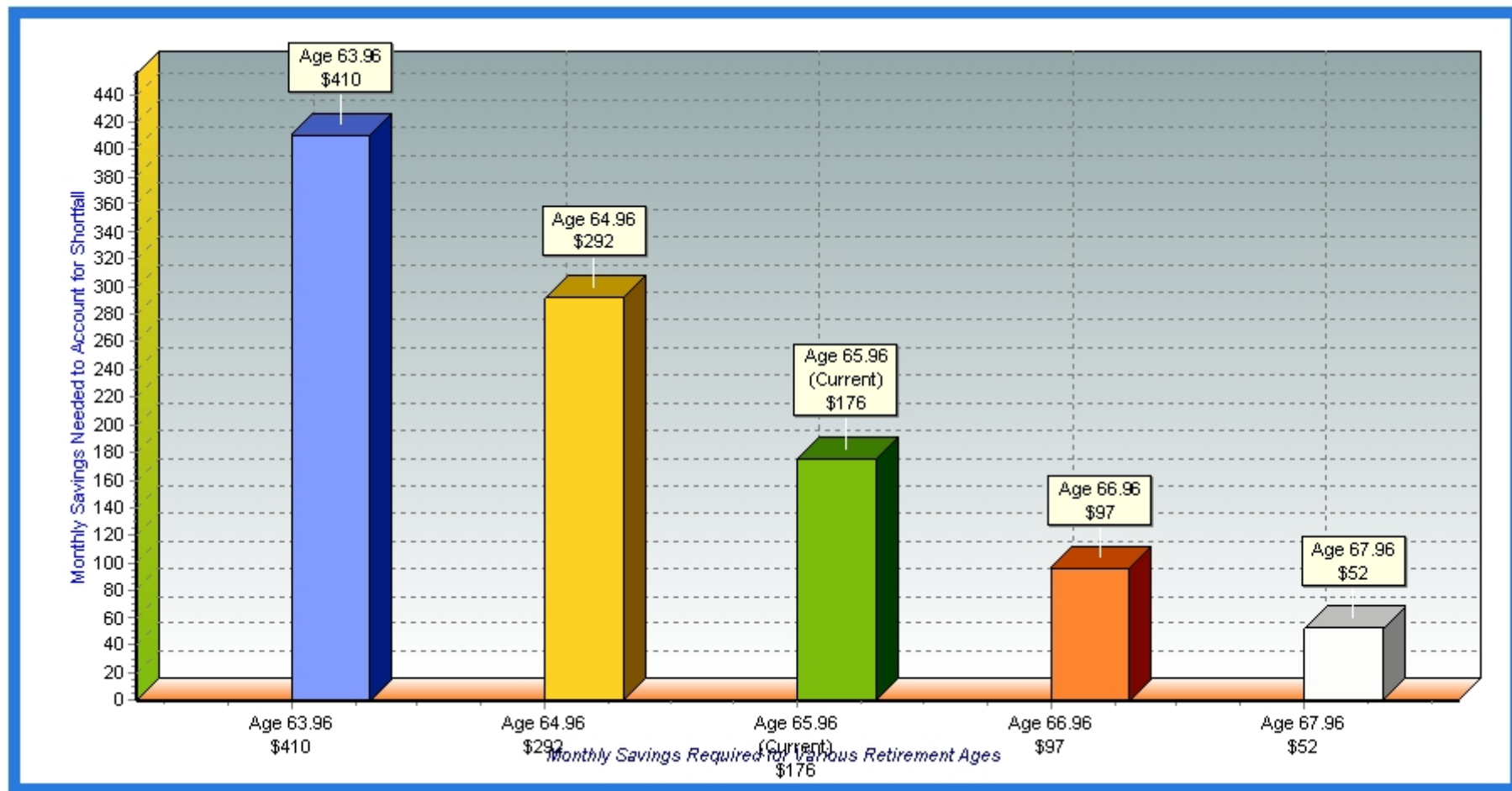
Average Monthly Payout: \$0

These figures are estimates only and are based on information provided by you and do not represent guaranteed returns or retirement benefits by your retirement system, social security, or other sources. These figures do not take into consideration taxes due on the amounts received and that minimum distribution rules applicable to TSAs, IRAs, and other qualified plans may apply. You should consult with your tax advisor to determine the impact taxes and minimum distribution rules may have on your particular situation. You should contact your Retirement System benefits office for an official projection of your pension income and all available income options.

Gap Analysis Report

Monthly Savings Analysis

Client's Name:

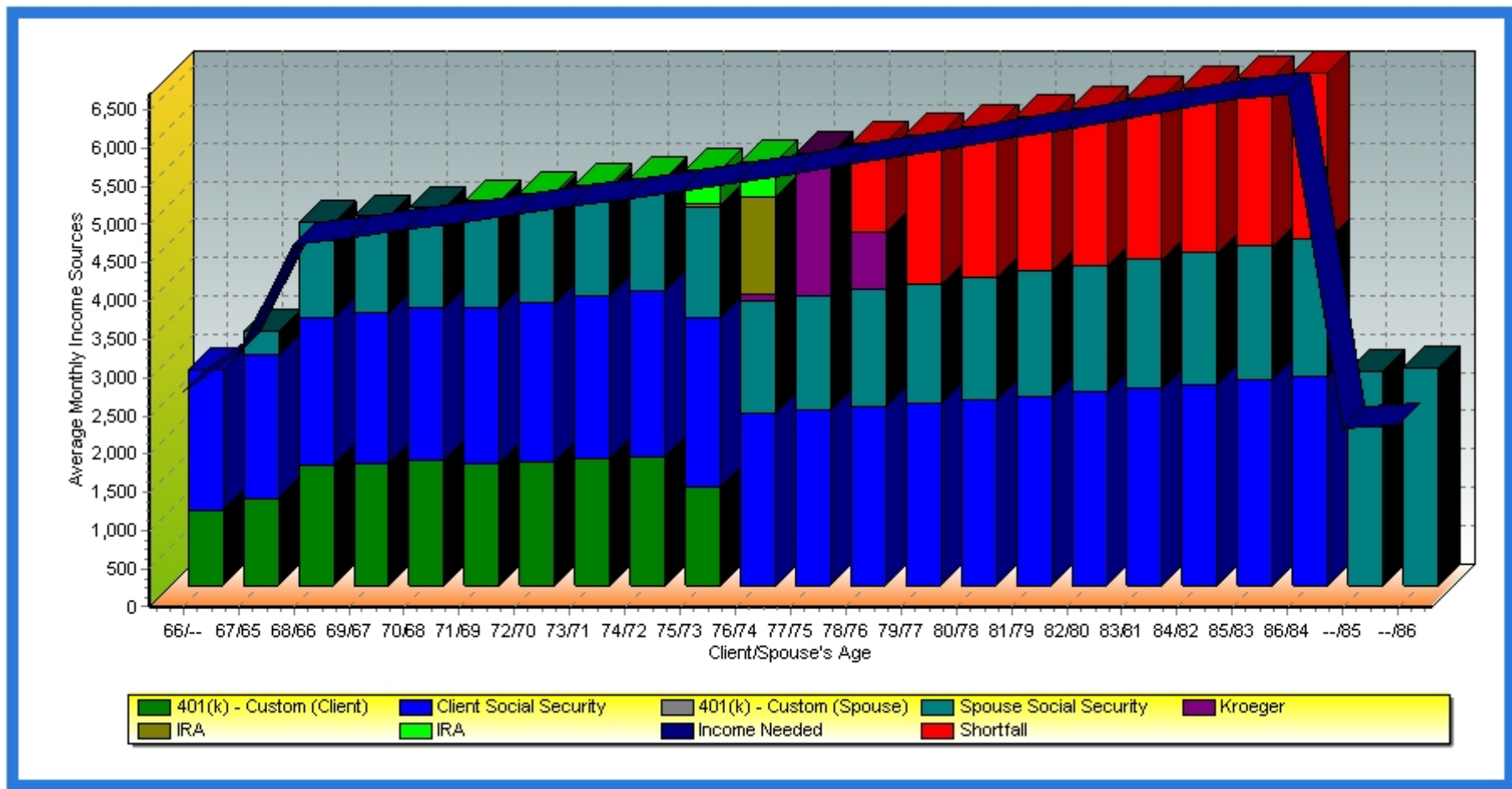


These figures are estimates only and are based on information provided by you and do not represent guaranteed returns or retirement benefits by your retirement system, social security, or other sources. These figures do not take into consideration taxes due on the amounts received and that minimum distribution rules applicable to TSAs, IRAs, and other qualified plans may apply. You should consult with your tax advisor to determine the impact taxes and minimum distribution rules may have on your particular situation. You should contact your Retirement System benefits office for an official projection of your pension income and all available income options.

Gap Analysis Report

Retirement Years Chart

Client's Name:



These figures are estimates only and are based on information provided by you and do not represent guaranteed returns or retirement benefits by your retirement system, social security, or other sources. These figures do not take into consideration taxes due on the amounts received and that minimum distribution rules applicable to TSAs, IRAs, and other qualified plans may apply. You should consult with your tax advisor to determine the impact taxes and minimum distribution rules may have on your particular situation. You should contact your Retirement System benefits office for an official projection of your pension income and all available income options.

Gap Analysis Report

Client's Name: Spouse: Vicky

Savings Accounts

Name: IRA

	Deposits		Distribution
Owner: Client	Type: Dollar		Method: Use funds as needed
Balance: \$2,200	Per Year: 0		Rate of Return: 6.0000%
Type: Qualified	Initial Value: \$0.00		Payout Percent: N/A
	Annual Increase: 0.00 %		Start Method: At Retirement
	Pre-Retire Interest Rate: 8.00 %		Start Value: N/A
			Start Date: 7/31/2023

Account Value at Retirement: \$7,290

Average Retirement Monthly Income: \$47

Name: IRA

	Deposits		Distribution
Owner: Client	Type: Dollar		Method: Use funds as needed
Balance: \$3,000	Per Year: 0		Rate of Return: 6.0000%
Type: Qualified	Initial Value: \$0.00		Payout Percent: N/A
	Annual Increase: 0.00 %		Start Method: At Retirement
	Pre-Retire Interest Rate: 8.00 %		Start Value: N/A
			Start Date: 7/31/2023

Account Value at Retirement: \$9,941

Average Retirement Monthly Income: \$65

Name: Kroeger

	Deposits		Distribution
Owner: Client	Type: Dollar		Method: Use funds as needed
Balance: \$5,000	Per Year: 0		Rate of Return: 6.0000%
Type: Non-Qualified	Initial Value: \$0.00		Payout Percent: N/A
	Annual Increase: 0.00 %		Start Method: At Retirement
	Pre-Retire Interest Rate: 8.00 %		Start Value: N/A
			Start Date: 7/31/2023

Account Value at Retirement: \$16,568

Average Retirement Monthly Income: \$120

Totals

Current Balances:	\$10,200
Retirement Account Balances:	\$33,800
Average Retirement Monthly Income:	\$232

These figures are estimates only and are based on information provided by you and do not represent guaranteed returns or retirement benefits by your retirement system, social security, or other sources. These figures do not take into consideration taxes due on the amounts received and that minimum distribution rules applicable to TSAs, IRAs, and other qualified plans may apply. You should consult with your tax advisor to determine the impact taxes and minimum distribution rules may have on your particular situation. You should contact your Retirement System benefits office for an official projection of your pension income and all available income options.

Gap Analysis Report

Retirement Years Grid

Client's Name:

Client					Spouse					Other Accounts		Excess Income ¹		Totals		
Age	Pension		Social Security	Income Needed	Age	Pension		Social Security	Income Needed	Total Balance	Total Income	Balance	Income From	Incomes	Income Needed	Excess/Shortfall
	Balance	Income	Income			Balance	Income	Income								
67	\$165,587	\$11,666	\$22,086	\$33,752						\$35,831	\$0	\$0	\$0	\$33,752	\$33,752	\$0
68	\$152,003	\$13,584	\$22,528	\$34,427	65	\$0	\$0	\$3,715	\$5,400	\$37,977	\$0	\$0	\$0	\$39,827	\$39,827	\$0
69	\$133,155	\$18,847	\$22,979	\$35,116	66	\$0	\$0	\$15,034	\$21,744	\$40,250	\$0	\$0	\$0	\$56,860	\$56,860	\$0
70	\$113,931	\$19,224	\$23,438	\$35,818	67	\$0	\$0	\$15,335	\$22,179	\$42,658	\$0	\$0	\$0	\$57,997	\$57,997	\$0
71	\$94,323	\$19,609	\$23,907	\$36,534	68	\$0	\$0	\$15,642	\$22,622	\$45,221	\$0	\$0	\$0	\$59,157	\$59,157	\$0
72	\$75,163	\$19,160	\$24,385	\$37,265	69	\$0	\$0	\$15,954	\$23,075	\$47,061	\$841	\$0	\$0	\$60,340	\$60,340	\$0
73	\$55,652	\$19,511	\$24,873	\$38,010	70	\$0	\$0	\$16,273	\$23,536	\$48,956	\$890	\$0	\$0	\$61,547	\$61,547	\$0
74	\$35,785	\$19,867	\$25,370	\$38,771	71	\$0	\$0	\$16,599	\$24,007	\$50,911	\$942	\$0	\$0	\$62,778	\$62,778	\$0
75	\$15,557	\$20,229	\$25,878	\$39,546	72	\$0	\$0	\$16,931	\$24,487	\$52,940	\$996	\$0	\$0	\$64,033	\$64,033	\$0
76	\$0	\$15,557	\$26,395	\$40,337	73	\$0	\$0	\$17,270	\$24,977	\$49,960	\$6,093	\$0	\$0	\$65,314	\$65,314	\$0
77	\$0	\$0	\$26,923	\$41,144	74	\$0	\$0	\$17,615	\$25,477	\$30,267	\$22,082	\$0	\$0	\$66,620	\$66,620	\$0
78	\$0	\$0	\$27,461	\$41,967	75	\$0	\$0	\$17,967	\$25,986	\$8,942	\$22,524	\$0	\$0	\$67,953	\$67,953	\$0
79	\$0	\$0	\$28,011	\$42,806	76	\$0	\$0	\$18,327	\$26,506	\$0	\$9,067	\$0	\$0	\$55,404	\$69,312	(\$13,907)
80	\$0	\$0	\$28,571	\$43,662	77	\$0	\$0	\$18,693	\$27,036	\$0	\$0	\$0	\$0	\$47,264	\$70,698	(\$23,434)
81	\$0	\$0	\$29,142	\$44,535	78	\$0	\$0	\$19,067	\$27,577	\$0	\$0	\$0	\$0	\$48,209	\$72,112	(\$23,903)
82	\$0	\$0	\$29,725	\$45,426	79	\$0	\$0	\$19,448	\$28,128	\$0	\$0	\$0	\$0	\$49,173	\$73,554	(\$24,381)
83	\$0	\$0	\$30,320	\$46,334	80	\$0	\$0	\$19,837	\$28,691	\$0	\$0	\$0	\$0	\$50,157	\$75,025	(\$24,868)
84	\$0	\$0	\$30,926	\$47,261	81	\$0	\$0	\$20,234	\$29,265	\$0	\$0	\$0	\$0	\$51,160	\$76,526	(\$25,366)
85	\$0	\$0	\$31,545	\$48,206	82	\$0	\$0	\$20,639	\$29,850	\$0	\$0	\$0	\$0	\$52,183	\$78,056	(\$25,873)
86	\$0	\$0	\$32,176	\$49,170	83	\$0	\$0	\$21,051	\$30,447	\$0	\$0	\$0	\$0	\$53,227	\$79,617	(\$26,390)
87	\$0	\$0	\$32,819	\$49,681	84	\$0	\$0	\$21,472	\$30,764	\$0	\$0	\$0	\$0	\$54,291	\$80,445	(\$26,154)
					85	\$0	\$0	\$33,475	\$28,157	\$0	\$0	\$5,462	\$0	\$33,475	\$28,157	\$5,318
					86	\$0	\$0	\$25,538	\$21,445	\$0	\$0	\$9,876	\$0	\$25,538	\$21,445	\$4,093

¹ Excess Income is income received during years that Total Income exceeds Income Needed. It is placed in a side fund for possible future years that may need additional income.

These figures are estimates only and are based on information provided by you and do not represent guaranteed returns or retirement benefits by your retirement system, social security, or other sources. These figures do not take into consideration taxes due on the amounts received and that minimum distribution rules applicable to TSAs, IRAs, and other qualified plans may apply. You should consult with your tax advisor to determine the impact taxes and minimum distribution rules may have on your particular situation. You should contact your Retirement System benefits office for an official projection of your pension income and all available income options.

Gap Analysis Report

Account Values at Retirement

Client's Name:

Spouse: Vicky Phone Number:

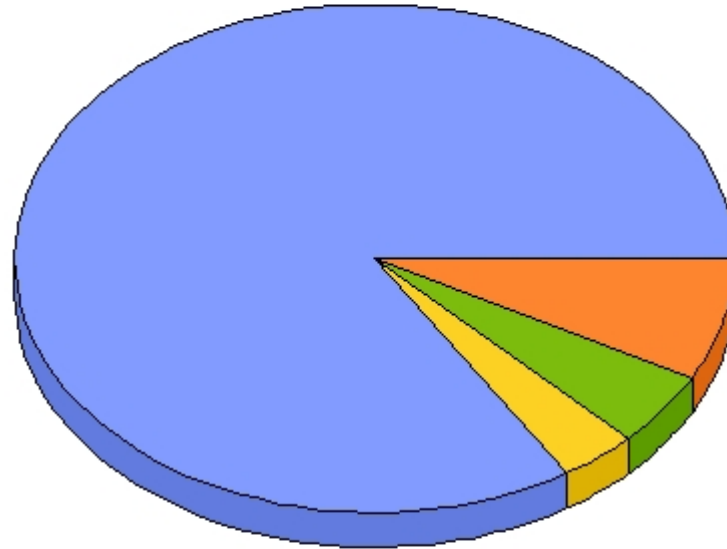
Address:

City:

State:

Zip:

Account Values at Retirement

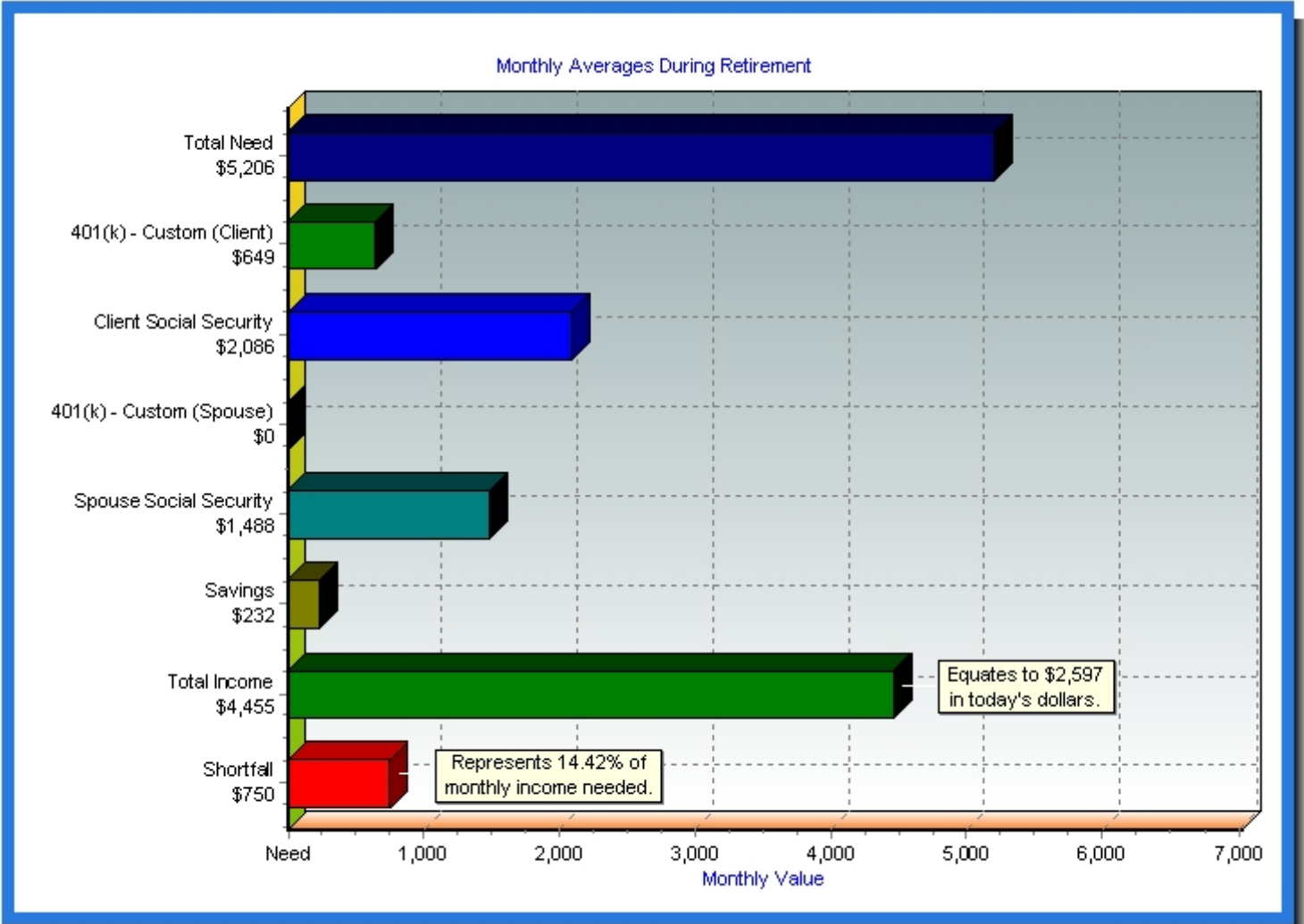


These figures are estimates only and are based on information provided by you and do not represent guaranteed returns or retirement benefits by your retirement system, social security, or other sources. These figures do not take into consideration taxes due on the amounts received and that minimum distribution rules applicable to TSAs, IRAs, and other qualified plans may apply. You should consult with your tax advisor to determine the impact taxes and minimum distribution rules may have on your particular situation. You should contact your Retirement System benefits office for an official projection of your pension income and all available income options.

Gap Analysis Report

Average Monthly Values During Retirement

Client's Name:



These figures are estimates only and are based on information provided by you and do not represent guaranteed returns or retirement benefits by your retirement plan or other sources. These figures do not take into consideration taxes due on the amounts received and that minimum distribution rules applicable to TSAs, IRAs, and 401(k) plans apply. You should consult with your tax advisor to determine the impact taxes and minimum distribution rules may have on your particular situation. You should also consult with your System benefits office for an official projection of your pension income and all available income options.

Gap Analysis Report

Average Monthly Incomes during Retirement

Client's Name:

Monthly Average Values for Retirement

Average Monthly Income Needs

Client:	=	\$3,186
Spouse:	+	\$2,020
Total Income Needed:		\$5,206

Average Monthly Income Sources

Client		
Social Security	=	\$2,086
401(k) - Custom		\$649
Spouse		
Social Security	=	\$1,488
401(k) - Custom		\$0
Savings Account(s):	+	\$232
Total Income:		\$4,455
Average Monthly Shortfall:		\$750

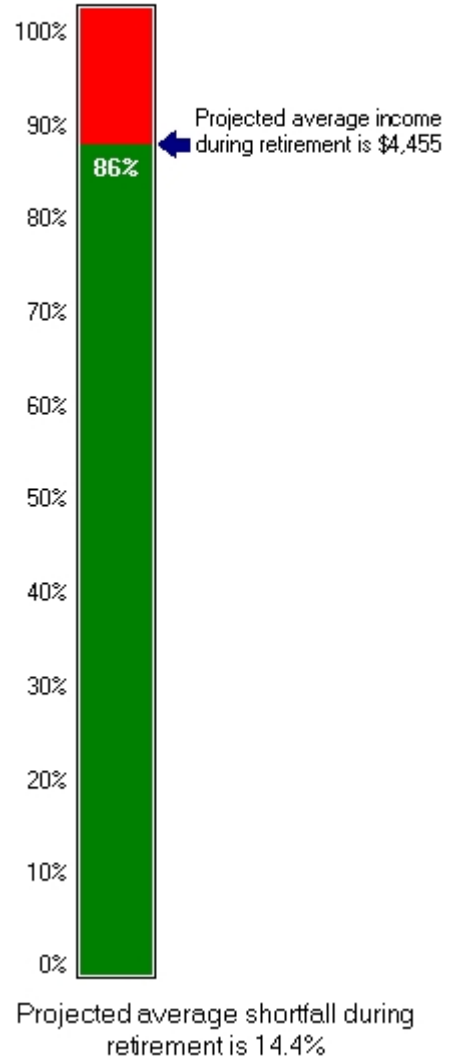
Shortfall

Income Shortfall:	=	\$750
Shortfall represents 14.42% of total income.		

Solutions for Income Shortfall

Monthly savings starting today:	=	\$176
Monthly savings starting in 12 months:		\$199
Lump Sum Today:		\$17,423
Lump sum at retirement:		\$81,133

**Projected average income
needed during retirement is
\$5,206.**



These figures are estimates only and are based on information provided by you and do not represent guaranteed returns or retirement benefits by your retirement system, social security, or other sources. These figures do not take into consideration taxes due on the amounts received and that minimum distribution rules applicable to TSAs, IRAs, and other qualified plans may apply. You should consult with your tax advisor to determine the impact taxes and minimum distribution rules may have on your particular situation. You should contact your Retirement System benefits office for an official projection of your pension income and all available income options.